





ATCOG

Applicant	Priority	Poverty	Match	Previous Funding	ENV Score	PCR Score	EXT Score	DEOB Score	Total Score	Tie Breaker
Miller's Cove	50	20.0000	50	60	5	5	5	3	7 200.0000	\$ 29,583.00
Annona	50	20.0000	50	60	5	5	5	3	7 200.0000	\$ 36,250.00
Wake Village	50	15.5119	50	60	5	5	5	3	7 195.5119	\$ 65,595.00
Roxton	50	15.2935	50	60	5	5	5	3	7 195.2935	\$ 57,292.00
Sulphur Springs	50	14.1779	50	60	5	5	5	3	7 194.1779	\$ 54,950.00
Redwater	50	13.6995	50	60	5	5	5	3	7 193.6995	\$ 56,591.00
Hopkins County	50	11.6542	50	60	5	5	5	3	7 191.6542	\$ 63,766.00
Pecan Gap	50	9.7953	50	60	5	5	5	3	7 189.7953	\$ 79,583.00
Clarksville	50	20.0000	50	40	5	5	5	3	7 180.0000	\$ 33,935.00
New Boston	50	18.4648	50	40	5	5	5	3	7 178.4648	\$ 59,030.00
Omaha	50	18.3535	50	40	5	5	5	3	7 178.3535	\$ 55,385.00
Bogata	50	17.0005	50	40	5	5	5	3	7 177.0005	\$ 34,375.00
De Kalb	50	20.0000	50	40	0	5	5	3	7 175.0000	\$ 38,920.00
Winfield	50	16.4461	50	40	5	5	5	0	7 173.4461	\$ 73,125.00
Avinger	50	20.0000	50	40	0	5	5	0	7 172.0000	\$ 29,038.00
Bloomburg	50	6.7003	50	40	5	5	5	3	7 166.7003	\$ 82,500.00

-  Grey: Award funded in 2025 CDV application cycle
-  Blue: Funding range for 2026 CDV Due 5/15/2026
-  Light Blue: Funding range for 2026 CDV Supplemental Round due 7/24/2026
-  Pink: Application not eligible for funding